

Cook County Farm Bureau® presents PASSPORT TO THE FARM SUMMER CAMP

Have your Ag Passport stamped each day!
Everyday will feature learning stations about
the topic of the day, craft, activity and snack.

July 20-23, 2015
9:30-11:30 am



Our mission is to serve all our members of the Cook County Farm Bureau® with meaningful and beneficial programs that reflect our agricultural heritage.

Registration Form available at
www.cookcfb.org/ag-literacy/for-kids/passport-to-the-farm-camp

- \$25 registration fee per student
- For students entering 2nd -4th grade fall 2015.
- **Any residents of Cook County** are eligible.
- Camp will be held at: Chicago H.S. for Agricultural Sciences

3857 W 111th Street

Chicago, IL 60655

**Registration will not be confirmed until payment, registration form, and waiver are received.*



Passport to the Farm

CAMPERS YEAR 2



Passport to the Farm

Essential Planning Steps to Passport to the Farm Camp

- Marketing brochure to send to local schools
- Recruitment of Volunteers to serve in multiple roles: Group Leaders, Helpers, Presenters
- Registration of campers
- Mailing of confirmation letters via mail and email (campers and volunteers)
- Ordering of materials including bags, supplies
- Creation of passports, name tags, writing names on bags, stuffing bags
- Development of stations/site set up
- Development of daily letters, evaluations
- Purchase of snacks and final day pizza party
- Contacting of local media
- First aid procedure/supplies
- Development of binder containing all emergency contact #'s for parents
- Set up of tables/venue for week of programming
- Establishing sign in procedures for 1st day and end of day pick-up
- Writing of thank you notes to volunteers

Passport to the Farm

Dear Camper,

We are just two weeks away from our Passport to the Farm Summer Camp and can't wait to meet you! The four days will be filled with tons of learning about agriculture and farming in Illinois. We'll be doing some reading, crafting, and interacting with machines and animals. Here are some important things about our camp:

*Be on time each day, but not too early. On the first day, 7/22, have a parent or guardian walk you into the main entrance of the Chicago High School for Ag Sciences (3857 W. 111th St.) at 9:15 a.m. where you will sign in, get your name badge and be placed in your group for the four days. You will need to leave the attached photo release form when you arrive on Day One. After Day One, come in the same door and your group leader will be there waiting for you.

*At the end of each day, we will wait out front for your ride home. Please have someone pick you up at 11:30 a.m. each day. You will leave your name badge at camp.

*Dress comfortable. We will be inside (air conditioned) and outside (may be hot or muddy). Closed toe shoes may work best! If you want to bring a water bottle, that's fine. Just be sure you can keep track of it. There are some water fountains in the school. Each day we will have a snack and drink at 11:15.

*Tell your guardian that the phone number at the school for emergency purposes is: 312-XXX-XXXX. My cell phone # is 708-XXX-XXXX.

Passport to the Farm

<u>Day 1 MON 7/22</u>						
Subject	Presenters	Co-Presenters	9:35-10:05	10:05-10:35	10:35-11:05	11:05-11:30
Tilapia/Chickens			Yellow	Blue	Red	-
Corn			Red	Yellow	Blue	-
Soil			Blue	Red	Yellow	-
			-	-	-	ALL
Snack/Passport						
<u>Day 2 TUES 7/23</u>						
Subject	Presenters	Co-Presenters	9:35-10:05	10:05-10:35	10:35-11:05	11:05-11:30
Photosynthesis			Yellow	Blue	Red	-
Herman the Worm			Red	Yellow	Blue	-
Pigs & Goats			Blue	Red	Yellow	-
						-
Snack/Passport						
			-	-	-	ALL



Passport to the Farm

Day 1- Corn Station

Cook County Farm Bureau

Passport to the Farm

Day 1- Corn Station



Cook County Farm Bureau





Passport to the Farm

Day 1- Corn Station

Cook County Farm Bureau

Passport to the Farm

Day 1- Soybean Station

Cook County Farm Bureau





Passport to the Farm

Day 1- Soybean Station

Cook County Farm Bureau

Passport to the Farm

Day 1- Soybean Station

Cook County Farm Bureau





Passport to the Farm

Day 1- Soil Station

Cook County Farm Bureau



Passport to the Farm

Day 1- Soil Station

Cook County Farm Bureau



Passport to the Farm

Dear Parent/Guardian,

We had a great time today at our Passport to the Farm Camp. The topics we learned about today were corn (ask me what kinds of corn we discussed), tilapia and aquaponics (it's way cool how they use fish to grow lettuce and basil), chickens (ask me about the different color eggs I saw) and soil (Ms. Haley Siergiej from Nutrients for Life was our teacher). Our snack today was goldfish and juice.

We all got our passports (they'll stay at camp) and a duffle bag to bring our stuff home in. Please be sure to bring your bag back tomorrow and be here at 9:25!

If you want a fun website to play on while you are home this summer, check out: <http://www.myamericanfarm.org>. There are some new online farm games and activities to do for the whole family.



Passport to the Farm Summer Camp

Hosted by the Cook County Farm Bureau®

Day 2 - Horses





Passport to the Farm

Day 2- Horse Station

Cook County Farm Bureau

Passport to the Farm

Day 2- Horse Station

Cook County Farm Bureau



Day 2 – Cows



Passport to the Farm

Day 2- Cow Station

Cook County Farm Bureau



Day 2 - Chickens/ Turkeys



Day 2 - Chickens/ Turkeys





Passport to the Farm

Day 3- Farm Machines


Cook County Farm Bureau

Passport to the Farm

Day 3- Farm Machines

Cook County Farm Bureau





Passport to the Farm

Day 3- Farm Machines

Cook County Farm Bureau


Passport to the Farm

Day 3- Plants

Cook County Farm Bureau



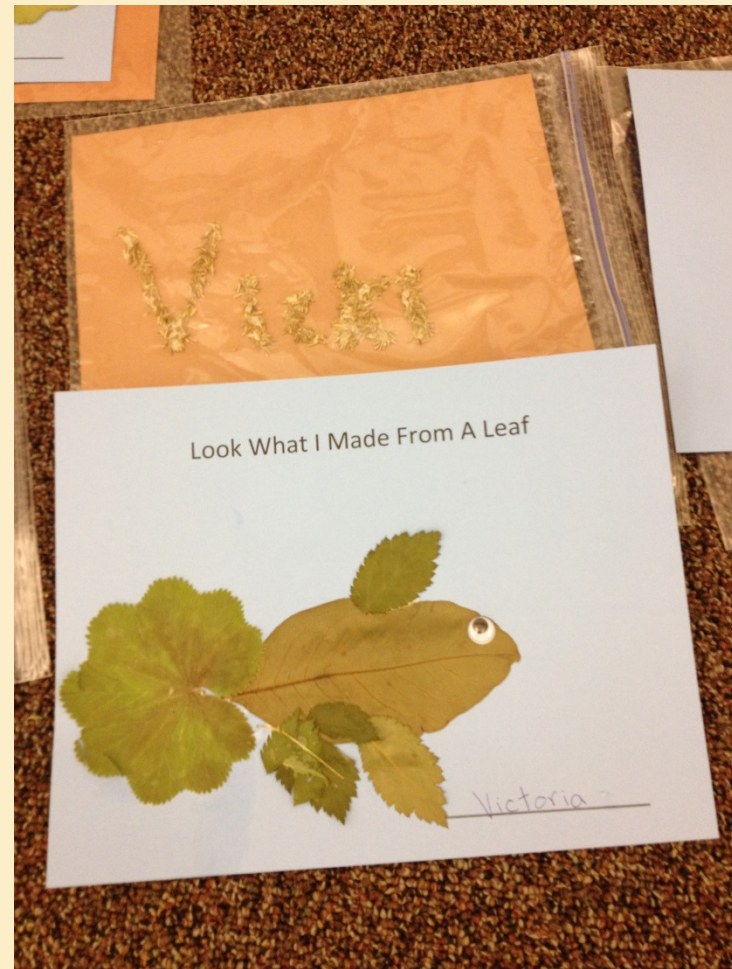
I MADE A BUTTERFLY!



Passport to the Farm Day 3- Plants



Cook County Farm Bureau





Passport to the Farm


Day 3-
Tilapia

Cook County Farm Bureau

Passport to the Farm

Day 3- Tilapia

Cook County Farm Bureau





Passport to the Farm

Day 3- Tilapia

Cook County Farm Bureau



SAMPLE

Passport to the Farm

Dear Parent/Guardian,

Today was exciting as we had stations to teach us about horses, cows, wheat and nutrition. The Ag students at the high school taught us how to measure horses and a ton more. We also saw some beef cows and learned about dairy cows. We did an activity called beautiful bovine and dressed someone up as a cow. I learned all about how cows are way different than humans. At the wheat/nutrition stations, I got to thresh and winnow real wheat and learn about how important it is to eat whole grain foods and read food labels.

Speaking of cows, we had ice cream floats for our snack. Do you think all cows can produce milk? I know the answer to that question. Check out this website for fun:

<http://www.midwestdairy.com/0t46p60/just-for-kids/>. You should also check out: <http://whereismilkfrom.com>.

Tomorrow is our last day and we will have a special snack. Hint: It's hot, has cheese and maybe sausage.

Please be sure to bring your bag back tomorrow and be here at 9:25!

****You will find a RED evaluation form today. Please send it back tomorrow with your child.**



Passport to the Farm Summer Camp

Hosted by the Cook County Farm Bureau®

Passport to the Farm

EVALUATION

What did your child like most about the camp?

What could we do to improve the program?

Was the schedule/timing of the program satisfactory?

Comments:



Passport to the Farm

Day 4- Pigs

Cook County Farm Bureau





Passport to the Farm

Day 4-
Pigs

Cook County Farm Bureau

Passport to the Farm

Day 4- Pigs

Cook County Farm Bureau



Day 4 - Farm Careers



Day 4 - Farm Careers



Day 4 - Farm Careers



Day 4 - Bees



Passport to the Farm

Campers
filling out
their passports



Cook County Farm Bureau

Sample of completed passport page

Monday Stamps

Corn



Soybeans



Soil



Monday

What I learned:

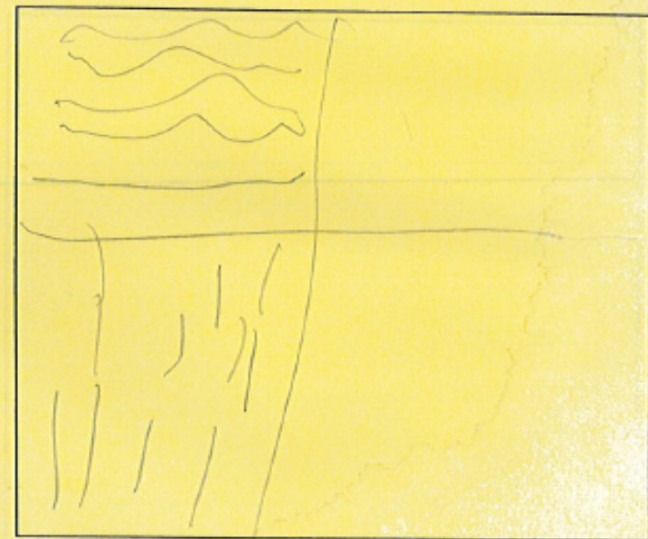
Soy Beans and

corn are the

most growing thing

in Illinois

What it looked like:





Passport to the Farm

Day 4- Pizza Party

Cook County Farm Bureau



End of day- Program conclusion


Passport to the Farm

While the Passport to the Farm Camp is a summer activity program versus a school based program, alignment to Common Core and Next Generation Science standards are not sent out to parents. The program, however, does meet the standards set forth in classrooms and can easily be aligned. Samples include:

Garden in a Glove: Common Core: Language Arts: CCSS.ELA-Literacy RL.K.9, RI.K.9, RI.K.10, W.K.3, W.K.7, W.K.8, SL.K.3 Next Generation Science Standards: Structures and processes: K-LS1-1, Earth and Human Activity: K:ESS3-1

Chicken Cups (Poultry station): Next Generation Science Standards: Structure and processes: 1-LS1.1, Heredity: Inheritance and Variation of Traits 1-LS3-1

Seed House: (Germination activities) Common Core: Language Arts: CCSS-ELA Literacy RI.4.3, RI.4.4, MATH CCSS.Math Content MD.A.2 Next Generation Science Standards: Structure and properties of matter 5-PS1-4



Passport to the Farm

The Cook County Farm Bureau wishes you success as you plan your own Passport to the Farm Camp!

