

# Beautiful Bees

Luci Eblin

Welcome to

Litchfield Park, Arizona











Ms. Eplio



- Why do they need stripes?
- Why do they use legs to pollinate?
- Why are there lines on their wings?
- Why do they...



# Anatomy of a Bee



# Honeycomb





# ALL ABOUT BEES

- LIFE CYCLE
- TYPES OF BEE
- WAGGLE DANCE
- HIVE
- FLOWER WITH THE POLLEN
- (THIS IS ALL CHILD DRAWN)

# Writing about Bees





### ACTIVITY

There are 2 types of bees: the worker drone and queen. Bees take nectar from flowers to make honey. Worker bees are only ones that sting. The worker bees are the only ones that work hard.

# Sun Tan Bee Company



# Pollination with Cheetos! YUM!!






Flying to each flower.....




# Wiping pollen on another flower...



# Lap Board making




# More lap Board making






















The science project is a collage of information about bees, including:

- Top Left:** A drawing of a blue butterfly with yellow spots on its wings.
- Top Right:** A detailed drawing of a bee with labels for its body parts: *Antenna*, *Compound eye*, *Thorax*, *Abdomen*, *Wings*, *Legs*, and *Stomach*.
- Middle Left:** A table with the following text:

1. The bee
2. The bee
3. The bee
4. The bee
5. The bee
- Middle Center:** A drawing of a bee with the title *Parts of a Bee* above it.
- Middle Right:** A drawing of a bee with the title *Parts of a Bee* above it.
- Bottom Left:** A drawing of a blue flower with a yellow center.
- Bottom Center-Left:** A drawing of a bee.
- Bottom Center-Right:** A drawing of a blue flower with a yellow center.
- Bottom Right:** A drawing of a purple flower with a yellow center.
























# The Bumblebee Queen

April Pulley Sayre  Illustrated by Patricia J. Wynne





Hope your having a BEEutiful time  
here In Arizona!

