

FOR THE LOVE OF COWS!

An Utterly Moooooo-ving experience

Kathleen Walker, cow lover

walkeka2@tulsaschools.org



Sponsored by
Southwest Dairy Farmers



Milk. A part of everything
that's good.


<https://it.pinterest.com/pin/505177283190993261/>

- <https://www.pinterest.com/pin/505177283190993261/>







"I'm not content, people. I'm not content at all."



"Oh, that. We beefed up security."



Overcoming Bovine Stigma




"Peeved? Certainly. Crabby? Without a doubt. Surly? Yes, but believe me, you're not a mad cow."

*Don't cry over spilled milk
Turn the udder cheek and moo-ve on*





“India was great! The food’s a little spicy,
but talk about pampering!”




"It's nothing, just some upset stomachs."



"So he sells me for some 'magic beans' and I figure that's it. Then this whole moon jumping thing takes off and now everybody wants a piece of me!"

ALRIGHT, SON... WHICH DO YOU WANT,
THE LEAN BEEF OR THE GROUND BEEF?






© T. Muckacken
www.mchumor.com

"I'M APPLYING FOR A JOB TRAINING PROGRAM TO
BECOME A DAIRY COW INSTEAD OF A BEEF ONE."

RUBES™

By Leigh Rubin



How Many Kinds of Cows Do You Think There Are?


LOTS!

There are lots of different types of cows. In every country you'll see different kinds. Here in America there are two types of milk cows that are used "most" of the time for milk, Holsteins and Jerseys.

Holsteins are the black and white cows. Holsteins are used because they give a lot of milk.

Jerseys are the brown cows. Jerseys give less milk but more cream.

Even when practiced discreetly, raised eyebrows and disapproving glances still meet with those who dare to udder-feed in public.



Did you know that cows don't sweat?


We sweat to keep our bodies cool; but since cows don't sweat, they prefer to live in the shade and keep cool. Cows drink lots of water about a bathtub full every day.

A black and white cow is shown in a green field, looking down. The cow has a yellow tag on its ear. The background is a blurred green field under a clear sky.

**MY GRANDFATHER WAS
A KNIGHT**

HIS NAME WAS SIR LOIN

**Why was the
Cow Afraid?**



**He was a
Cow-Herd**



How Do Cows Make Milk?


A cow can give milk only after it has a baby calf

What a cow eats affects how much milk she makes and how it tastes. A cow that eats only grass can give about 50 glasses of milk a day. A cow that eats grass, corn, hay and mixed feeds can produce about 100 glasses of milk a day.

Cows eat about 90 pounds of nutritious food a day; 90 pounds of food equals about 210 baked potatoes.

If You milked cows by hand, one person could milk about eight cows an hour a Dairy could milk about 60 cows an hour with one man and 14 machines.

One cow will produce about 200,000 Glasses of milk in her lifetime. The cows need to drink lots of water so they can make milk. Cows drink 25 to 50 gallons of water a day. That is nearly a bathtub full!



What Else Comes From Milk?

In addition to butter and cream, popular food products like ice cream, yogurt, whipped cream and cottage cheese are all made from milk.

Can you think of any other food or drink that comes from milk? ob.. you are right, it is Cheese.


Cow's milk is just the starting point for many delicious food and drink products.

Milk contains 9 nutrients your body needs to grow and stay healthy such as Niacin(for a healthy metabolism), Protein(which builds and repairs muscle tissue and increases energy), Calcium (which builds strong bones and teeth), Riboflavin(which increases energy for exercising), Vitamin A(for healthy eyes and skin), Vitamin D(for strong bones), Vitamin B12(which builds red blood cells to strengthen lungs and muscles), Phosphorus(which increases energy and builds strong bones) and Potassium(for muscles and healthy blood pressure).


Beef or Dairy?

Read the sentences. Color the pictures. Cut on the dotted lines. Fold on the solid lines.

Charolais cows have orange
bodies with white markings
and white tails.




Jersey cows have tan bodies
and brown feet. The tips of
their tails are white.



3

2



Holstein cows are some of
the top producers of milk.
A Holstein cow is black and
white.

Dairy Cattle

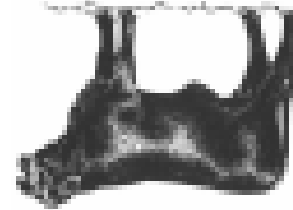
by _____



Beef or Dairy?

Read the sentences. Color the pictures. Cut on the dotted lines. Fold on the solid lines.

Angus cows are black and red.




Charolais cows are cream
white with pink noses.



3

2



Hereford cattle have reddish
bodies and white faces.

Beef Cattle

by _____

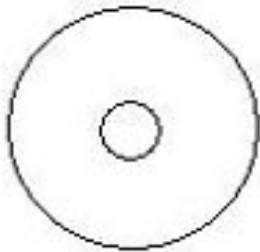


Oklahoma 4 in the Classroom is a program of the Oklahoma Department of Agriculture, Food and Forestry, the Oklahoma State Department of Education and the Oklahoma Cooperative Extension Service.

THINKING MAPS

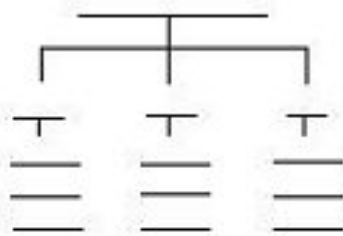
Aka GRAPHIC ORGANIZERS

Circle Map



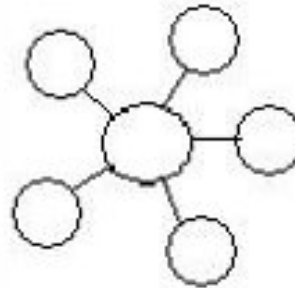
FOR DEFINING

Tree Map



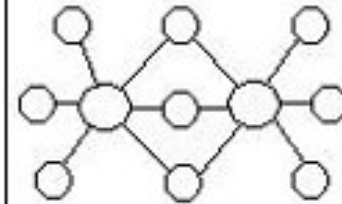
FOR CLASSIFYING

Bubble Map



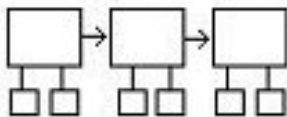
FOR DESCRIBING

Double Bubble Map



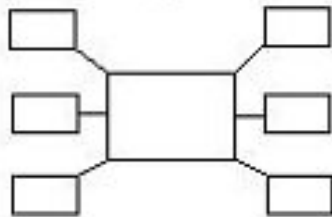
FOR COMPARING

Flow Map



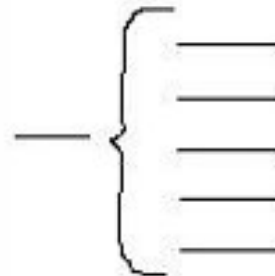
FOR SEQUENCING

Multi-Flow Map



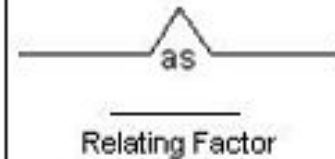
FOR CAUSE AND EFFECT

Brace Map



WHOLE TO PARTS

Bridge Map



FOR ANALOGIES

Poems About Cows

The Cow is of the Bovine ilk
by Ogden Nash

The cow is of the bovine ilk;
One end is moo, the other milk.

The New Cow
by August Derleth



The new cow came
through the gate,
And her calf came after, a little late.
No longer willing to be led,
The calf went on ahead,
While she stood to look around
Over the hills and lower ground
Stood shyly, defiantly there,
Smelling flower-fragrant air,
And gazed toward the old cows
Grouped on the way before.
Knowing not how she might stay
Among them, stranger still,
She hesitated yet, now they had turned
At the foot of the hill
And seemed to wait for her at the gate,
To wait for her who was strange and thin,
Til she came on,
And they opened their ranks
To take her in.

The Cow
by Robert Louis Stevenson

The friendly cow all red and white,
I love with all my heart:
She gives me cream with all her might,
To eat with apple tart.
She wanders lowing here and there,
And yet she cannot stray,
All in the pleasant open air,
The pleasant light of day;
And blown by all the winds that pass
And wet with all the showers,
She walks among the meadow grass
And eats the meadow flowers.

The Cow in Apple Time
by Robert Frost

Something inspires the only cow of late
To make no more of a wall than an open gate,
And think no more of wall-builders than fools.
Her face is flecked with pomace and she drools
A cider syrup. Having tasted fruit,
She scorns a pasture withering to the root.
She runs from tree to tree where lie and sweeten
The windfalls spiked with stubble and worm-eaten.
She leaves them bitten when she has to fly.
She bellows on a knoll against the sky.
Her udder shrivels and the milk goes dry.

1. Read and compare the four poems.
2. Which of the four poems tell stories? Write the stories in prose. Look up unfamiliar words in the dictionary.
3. For each poem, decide whether the cows are dairy cows or beef cows.
4. What word would you use to describe the tone of each poem? (serious, funny whimsical, etc.)
5. Determine the poetic structure for each poem (rhyming or free verse).
6. Describe the meter for each poem
7. Identify figurative language in each of the poems.
8. What do these poems teach you about cows that you did not already know?

P.A.S.S.: Grade 3 Reading—2.1.4; 4.1abd,2a,3ab; 5.1ab,3. Writing—2.1. Grade 4 Reading—1.1.4b; 3.1b,2ab,3a;
4.ab,2b,3ab. Writing—2.5a. Grade 5 Reading—1.b,4b; 3.1a,2a,3ab,4a; 4.1abc,3bcd. Writing—2.7abc. Grade 6 Reading—
1.1b,3ab; 3.1a,2b,3b,4d; 4.1a,2d3ad. Writing—2.6a. Grade 7 Reading—1.1,3abcd; 3.2a; 4.1a,3ac. Writing—2.7ac. Grade
8 Reading—1.1,3abcd; 3.2ab; 4.1a,3ac. Writing—2.7a

PRODUCTS MADE FROM CATTLE

BRAIN

Anti-aging cream
medicines

BLOOD

pasta
imitation eggs
cake mixes
dyes and inks
adhesives
minerals
medicines
laboratory research
materials

HOOVES/HORNS

adhesives
plastics
pet food
plant food
photo film
shampoo and
conditioner
emery boards
lamination
wallpaper
plywood

BONES

refined sugar
charcoal
fertilizer
glass

HAIR

air filters
brushes
felt
insulation
plaster
textiles

SKIN

gelatin
flavorings
emery boards
sheetrock
wallpaper
adhesives
medicines
candies and
Confectionary

FAT

chewing gum
candles
detergents
fabric softener
deodorant
shaving cream
perfume
pet food
Cosmetics
Creams and lotions
Crayons
paint
oils and lubricants
biodiesel
plastics
waterproofing agents
Cement
Ceramics
chalk
explosives
fireworks
matches
fertilizer
antifreeze
insulation
linoleum
rubber
textiles
medicines

INTERNAL ORGANS


instrument strings
tennis racket strings
hormones, enzymes,
vitamins, and other
medical materials

MILK

adhesives
plastics
Cosmetics
medicines

MANURE

fertilizer
nitrogen
phosphorous





What color is this cow?

Look closer.

Do you see pinks and reds? Blues and purples? Greens and browns? Yellows and tans?







WATERCOLORS
are supposed to be
TRANSPARENT....
this means sheer,
so you can
see the paper
through your paint.

It takes
MORE WATER
And
LESS PAINT.


However, this experience should be **fun**,
so if it doesn't work out sheer, then we will admit that we are using
tempera paint and embrace our bold colors instead!





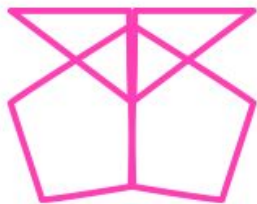




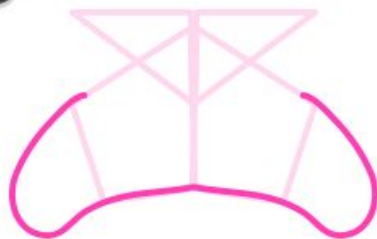


Larry Schmitt
© 04

1



2



3



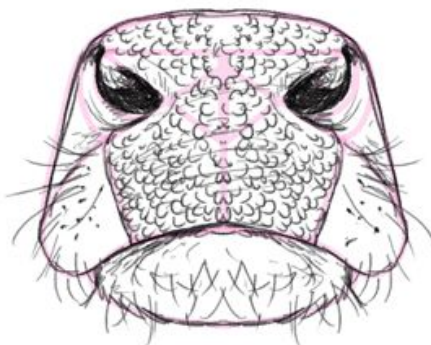
4




5




6








Keep it
light,
until you
get it
RIGHT!



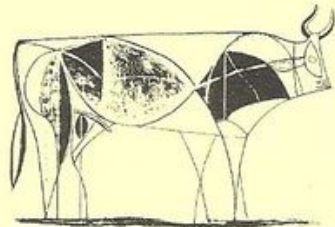









- Dip brush in water.
- Swirl it around.

- Dry it by scraping the water back into your cup.
(There is always THAT child that needs to milk the brush, loosening the bristles then gets mad that there is hair all over their painting!)
- Use a gentle stroking, like you ***are petting a brand new little bitty puppy.***
- Never scrub the brushes. They can't regrow hair.
- Dip just the tip into your paint, and stroke it away from the paint..... ***like you are petting a brand new little bitty puppy.***



- For best control, load most of the paint towards the TIP of the brush.
- Press down for a thicker, heavier line.
- Use the tippy-toe for a narrow line.
- If your line is dry, or has bare spots, you need more water or paint on your brush!
- Do NOT scrub the brush to get more paint on the page. It destroys the texture of the paper pulp and ruins the brush.



Picasso

Every child is an artist. The problem is how to remain an artist once we grow up.
-Pablo Picasso









