

Flat Aggie's AgMazing Adventures

How to Make a Flat Aggie Book

Included:

Cover page
US Map
Flat Aggie pages corresponding to specific adventures.
Flat Aggie template for general use

Instructions:

Cover Page: Students can color their Flat Aggie as a paper doll, and fill in their name as the author of their book.

US Map: For each adventure, have students color in or outline the state Flat Aggie visited. Some reports come from Canadian farms. Add a Canadian map and have students explore our neighbors to the north.

Flat Aggie Sunflower Page corresponds to this report:

<https://www.laceyslovinglawrence.com/home/flat-aggie-comes-to-visit>

Students can color the sunflowers. On Flat Aggie's shirt, write one fact learned from reading the report. Serve sunflower seeds as a snack. Test taste different flavored sunflower seeds. Make a homemade bird feeder (see pinterest) and ask students to identify the different sunflower seeds found in the bird feed mix.

Flat Aggie Alpaca Page corresponds to this report:

<https://illinoisfarmgirl.wordpress.com/2015/05/18/flat-aggie-visits-two-chicks-farm-alpacas/>

Prior to this lesson, using a hole punch, punch holes at two inch intervals around the paper. After students complete the questionnaire, give them a length of alpaca fiber (yarn) or another type of yarn and have them weave a border around their page. Share fiber samples and describe where fiber can come from (ex. cotton, wool, silk).

Flat Aggie Sugar Beet Page corresponds to this report:

<https://www.laceyslovinglawrence.com/home/flat-aggie-comes-to-visit>

Students can cut and paste (see below) the answers to the questions and the pictures on to their Flat Aggie. Discuss all the crops from which we can get sugar: corn, sugar cane, and fruits. Also, discuss honey. If you can get a sugar beet, slice thinly and have students taste the sugar.

April

October

white



Flat Aggie Template:

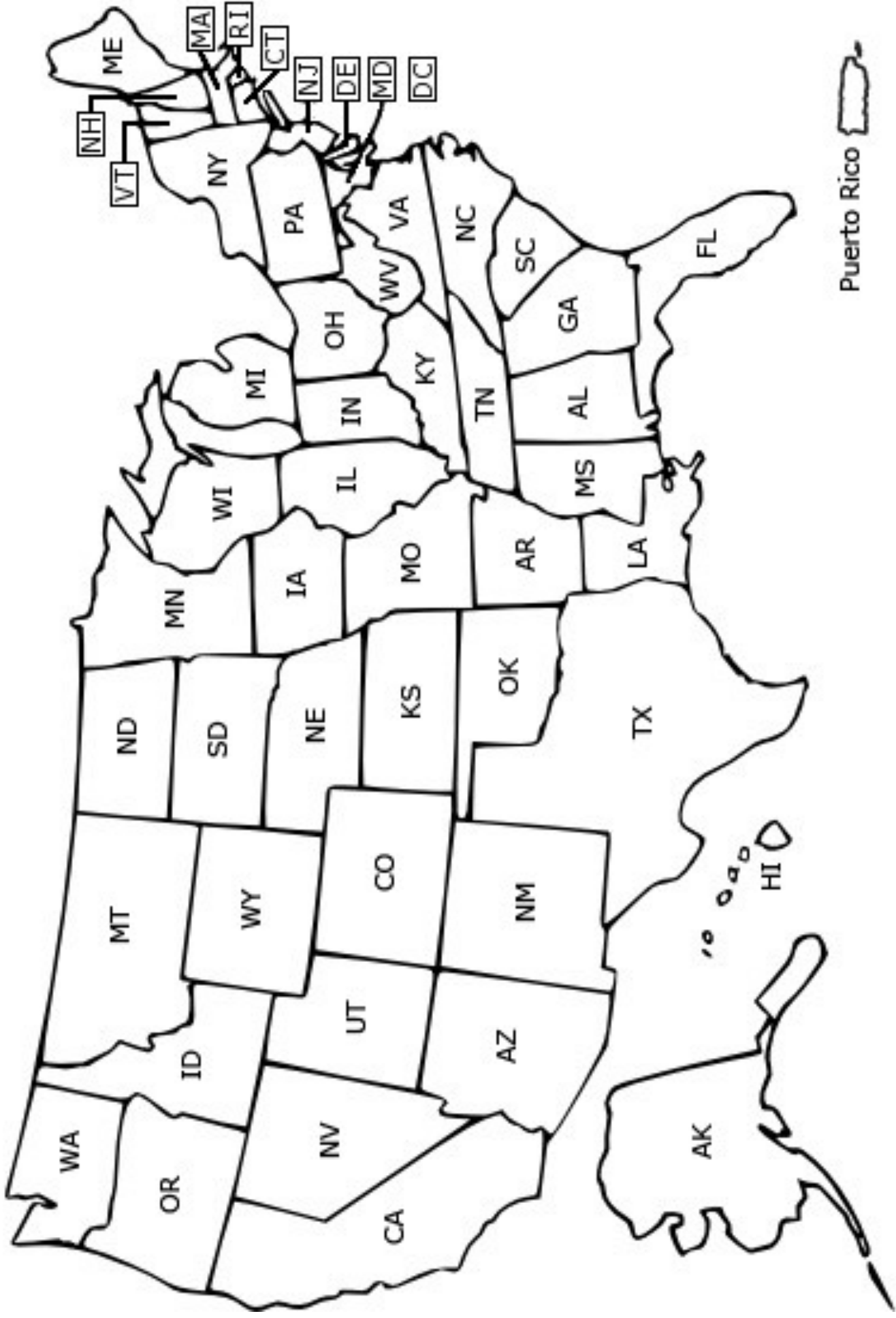
Create more Flat Aggie pages to correspond with other adventures. Older students could fill a blank Flat Aggie with facts learned from the adventure. Ask younger students to draw pictures of what they learned.





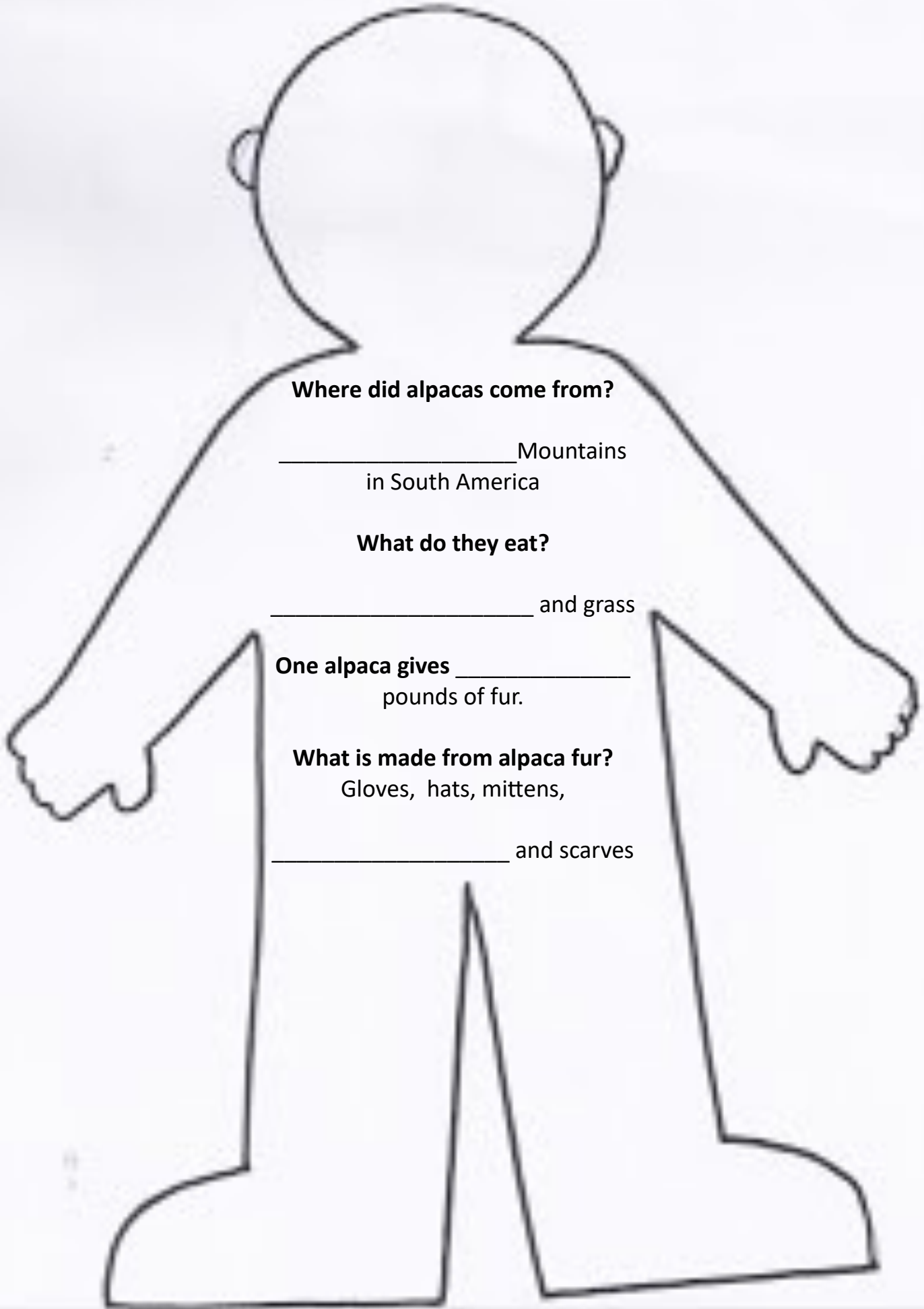
**Flat Aggie's
AgMazing
Adventures
By**

Flat Aggie has visited many states in the United States of America.

We read about Flat Aggie's Adventures in these states:







Where did alpacas come from?

_____ Mountains
in South America

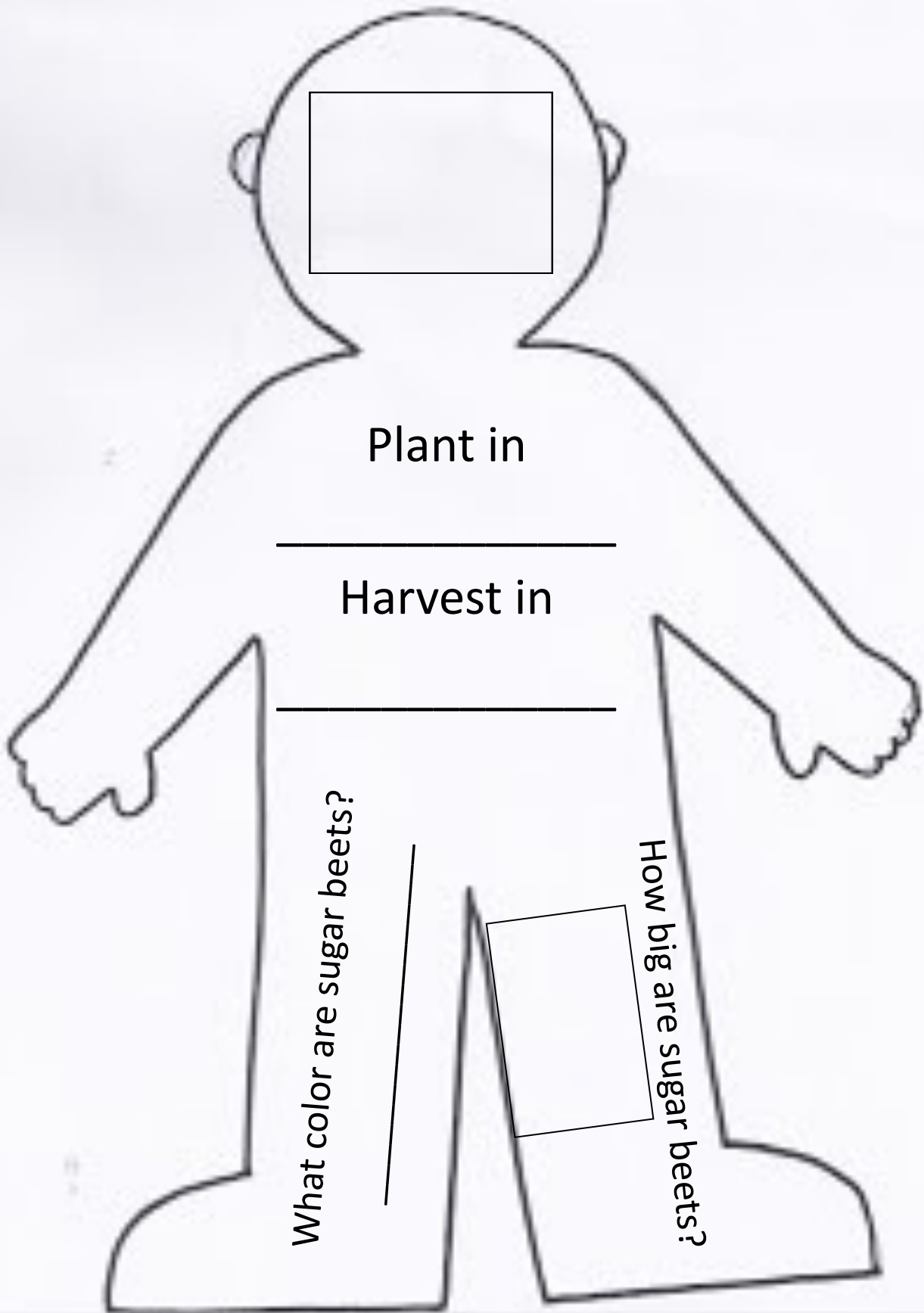
What do they eat?

_____ and grass

One alpaca gives _____
pounds of fur.

What is made from alpaca fur?

Gloves, hats, mittens,
_____ and scarves



Plant in



Harvest in



What color are sugar beets?



How big are sugar beets?

